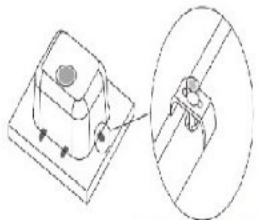

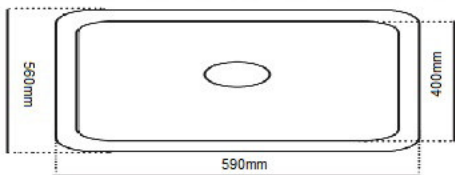


## CARACTERISTICAS GENERALES

Tarja de submontar  
Material: Acero Inoxidable 304 cal. 18  
Acabado: Pulido  
Medidas(mm)  
Exteriores: 590 x 460 x 220  
(largo x ancho x profundo)  
Cubetas: 540x400 (largo x ancho)  
No incluye contracanas



SOPORTE PARA FIJACION



VISTA SUPERIOR